

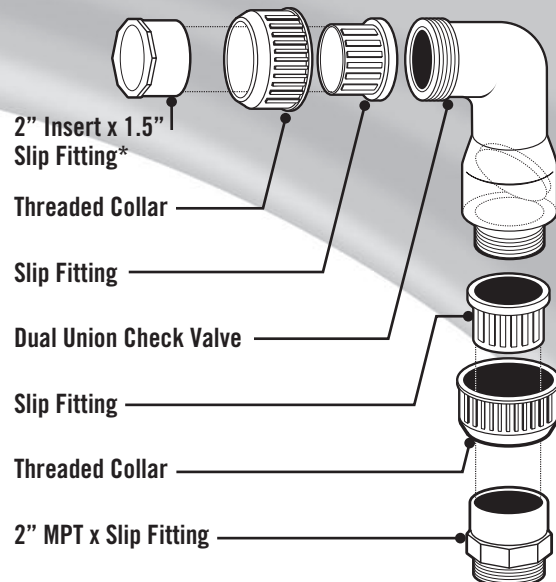
(Item #29503)

Check Valve for Grande/ SK900 PRO/SK1200PRO Skimmers

Installation Instructions

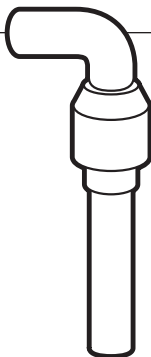
PACKAGE INCLUDES:

- (1) 2" dual union check valve (Item #29703)
- (1) Piece of 2" flexible pvc pipe (13.5" long) (Item #29653)
- (1) 2" mpt x slip fitting (Item #29158)
- (1) 2" insert x 1.5" slip fitting (Item #29262)



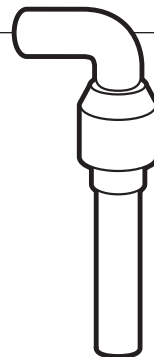
Installing AquascapePro™ Pump into SK900PRO or SK1200PRO Skimmer

Cut the piece of 2" flexible pvc to a length of 11.5"



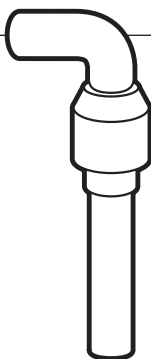
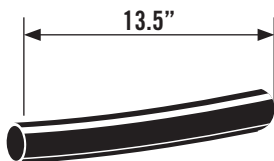
Installing Tsurumi Pump into a Grande Skimmer

Cut the piece of 2" flexible pvc to a length of 12.5"



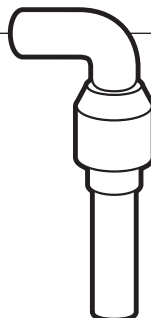
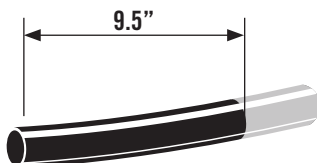
Installing Tsurumi Pump into SK900PRO or SK1200PRO Skimmer

Use the piece of 2" flexible pvc as provided (13.5")



Installing AquascapePro™ Pump into a Grande Skimmer

Cut the piece of 2" flexible pvc to a length of 9.5"



NOTE: If the pump is turned off during a heavy freeze, be sure to remove the check valve so the water drains from the pipe and biological filter. This will prevent the check valve and plumbing from being damaged due to freeze/thaw.



Made in U.S.A. for
Aquascape, Inc.
St. Charles, IL 60174 • Brampton, ON L6T 5V7
www.aquascapeinc.com