





VersiFlow Pump Oil Maintenance Instruction for V-3200 & V-3900






The torque for the
screw nut is 20 kg/cm²



VersiFlow Pump Oil Maintenance Instruction for V-4700 & V-5600



Remove the screw of the Pump Casing
and then remove the pump casing




Remove the screw nut of the impeller



Plug for Oil Chamber. Remove the Screw Nut and drain out the oil then refill the oil



Screw the nut back to the oil plug



Put the screw nut of the impeller



Put the screw nut of the
Pump Casing

Remark:

- Please drain out the waste oil completely before refill the new oil.
- In order to ensure the gasket has be installed properly and working good, Please do not over screw the screw nut.
- Reference Oil Spec.

SPECIFICATION OF PROCESS OIL PW-22

Density	15/4°C	0.8629
COLOR	SAYBOLT	30
Flash Point,	c.o.c, °C	176
Viscosity	cSt @ 40°C	22.73
	@100°C	4.373
Viscosity Index		99
ACID NUMBER	mgKOH/g	0.01
ANILINE POINT	°C	106.4
POUR POINT	°C	-17.5
RING ANALYSIS	Cn%	37.1
	Cp%	62.9
Oil Volume		90 cc